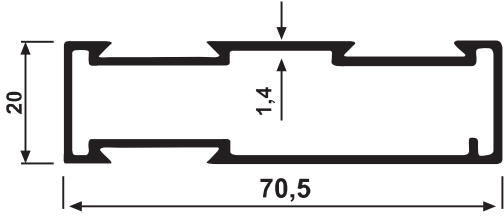
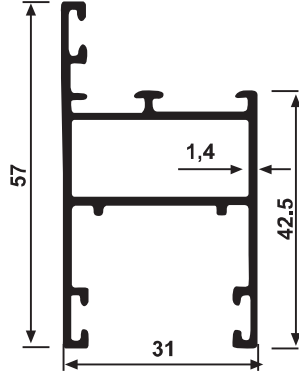


SÜRME SERİSİ

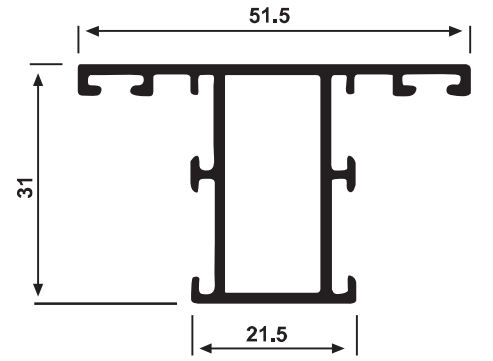
70'lik Yarım Seri



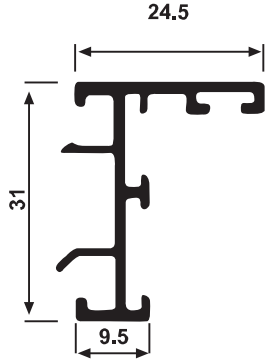
YS 1759
Kasa
0,830 kg/m



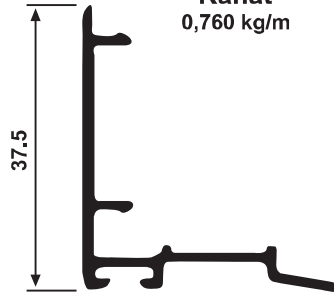
YS 1758
Kanat
0,760 kg/m



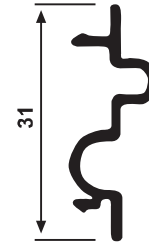
YS 1807
Orta Kayıt
0,590 kg/m



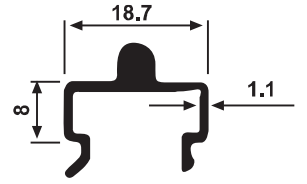
YS 1761
Sabit Kasa Adaptörü
0,370 kg/m



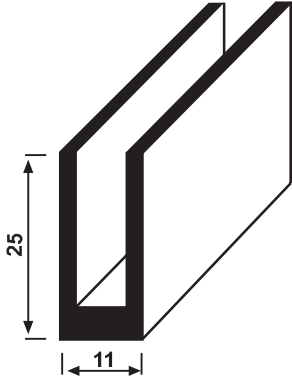
YS 1760
Kenet Adaptörü
0,310 kg/m



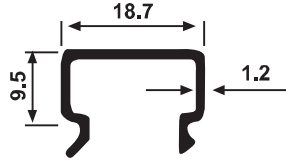
YS 1764
Orta Kenet
0,230 kg/m



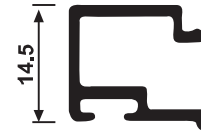
YS 1762
Alt Ray
0,225 kg/m



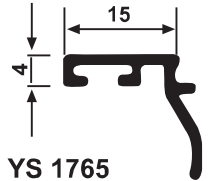
YS 1769
K. Tuba Dik Bağlantı
0,350 kg/m



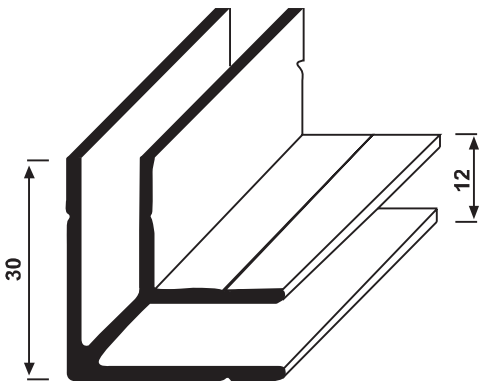
YS 1766
Yan ve Üst Ray
0,160 kg/m



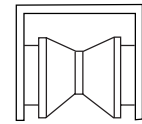
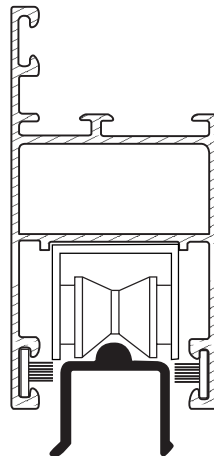
YS 1763
Tek Cam Çıtası
0,220 kg/m



YS 1765
Isı Cam Çıtası
0,160 kg/m



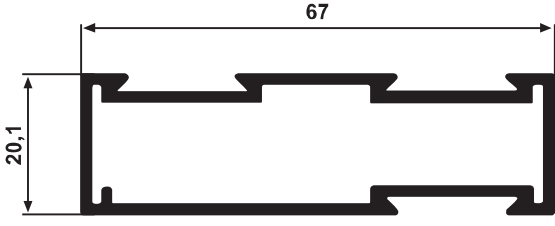
YS 1768
K. Tuba Bağlantı
0,540 kg/m



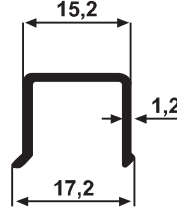
GNL 3081	Sürme Rulman - Plastik - Tekli
GNL 3082	Sürme Rulman - Plastik - Çiftli
GNL 3083	Sürme Rulman - Sarı - Tekli
GNL 3084	Sürme Rulman - Sarı - Çiftli
GNL 3085	Sürme Rulman - Sarı - Sac
GNL 3086	Sürme Rulman - Sarı - Geniş

SÜRME SERİSİ

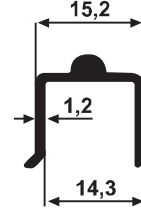
67'lik Yarım Seri



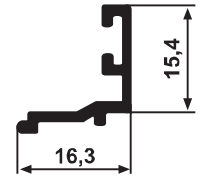
YG 5000
0,765 kg/m
Kasa



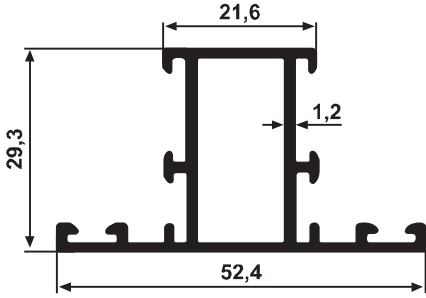
YG 5001
0,127 kg/m
Üst Ray



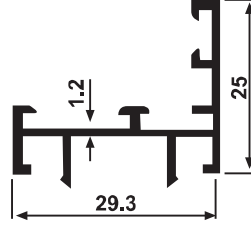
YG 5002
0,159 kg/m
Alt Ray



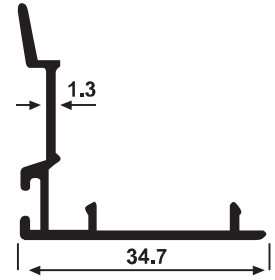
YG 5005
0,152 kg/m
Isı Cam Çıtası



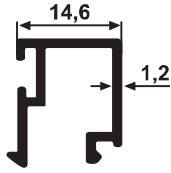
YG 5007
0,547 kg/m
Orta



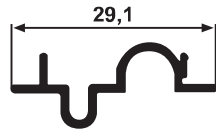
YG 5008
0,319 kg/m
Adaptör



YG 5010
0,279 kg/m
Kapak



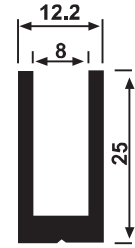
YG 5003
0,193 kg/m
Tek Cam Çıtası



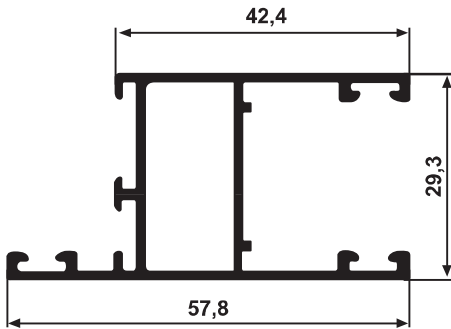
YG 5004
0,144 kg/m
Tuba Es



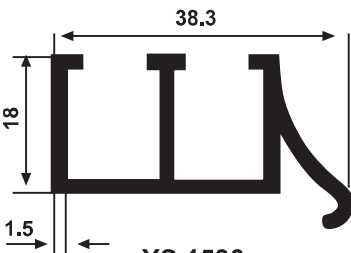
YG 5011
0,534 kg/m
Çavuş Bağlantı



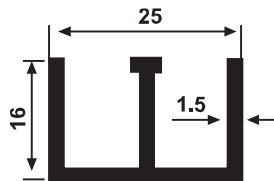
YG 5009
0,370 kg/m
U Bağlantı



YG 5006
0,638 kg/m
Tuba Kanat



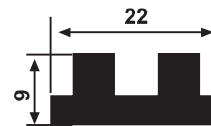
YS 1536
1,350 kg/m



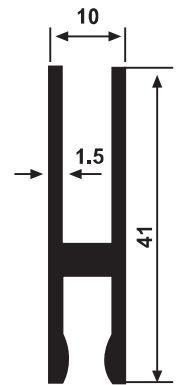
YS 1042
0,280 kg/m



GNL 1031
Cam Cama Rulman
YS 1044 ile kullanılır



YS 1043
0,305 kg/m



YS 1044
0,400 kg/m

SÜRME SERİSİ

100'lük Tam Seri

